



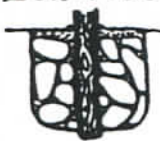

ORGANIZING & FOCALIZING

RAINBOW GATHERINGS

# SEEDCAMP

MOST OF THE TIME SEEDCAMP STARTS AT LEAST A FEW WEEKS BEFORE THE "OFFICIAL" BEGINNING OF A GATHERING. A KITCHEN IS NEEDED, THE FIRST CAMP COULD STILL BE CLOSE TO PARKING-LOT AND BECOME WELCOME-CENTRE, OR START AT THE MAIN-KITCHEN-SITE AND EXPAND IT LATER ON. A MAP OF THE SITE IS ESSENTIAL. THE WHOLE LAYOUT OF THE GATHERING WILL MANIFEST DURING SEEDCAMP. LOCATE THE HEART, THE MAIN CIRCLE - EVERYTHING EVOLVES AROUND IT. A LARGE MEADOW BIG ENOUGH FOR THE PROJECTED NUMBER OF PEOPLE IS NEEDED, REASONABLY FLAT, WITH NO LOW SPOTS WHICH TURN INTO BOGS WHEN IT RAINS. A SLIGHT RISE FOR THE MAIN FIRE IS GOOD. THE MAIN CIRCLE WILL BE A "LOUD" AREA DURING THE GATHERING WITH DRUMMING AT NIGHT, SO SPOTS WHICH ARE PROTECTED BY HILLS OR FOREST CAN GET SELECTED FOR HEALING-AREA AND KIDS' SPACE. THESE PLACES ALSO NEED WATER ACCESS!! WATER-SOURCES NEED TO BE DEVELOPED, SOME SITES DON'T HAVE ENOUGH CREEKS SO A HOSE-PIPE-SYSTEM IS NECESSARY (OR A TANK-TRUCK...); FOR THE MAIN KITCHEN AT LEAST A HOSEPIPE-SYSTEM IS FEASIBLE AT ALL LARGER GATHERINGS.

THE KITCHEN-SITE ALSO NEEDS TO BE REASONABLY CLOSE TO MAIN CIRCLE. MARK OUT WATER-CATCHMENT-AREAS, MAYBE FENCE THEM OFF WITH ROPE, LARGER CATCHMENT-AREAS NEED "NO CAMPING" SIGNS AND EXISTING TRAILS IN THEM SHOULD GET OBSTRUCTED. PEOPLE SHOULDN'T WALK IN THEM AT ALL, EVEN DURING SEEDCAMP WHEN NUMBERS ARE STILL SMALL! LAY OUT TRAILS, KEEP THEM ON HIGH/DRY GROUND. KEEP RAIN IN MIND! LOOK OUT FOR BEAUTIFUL SPOTS WHICH CAN MAKE NICE COMMUNAL SPACES SUCH AS CHAIR-SHOPS, YOGA-SPACE ETC., MARK THEM SO THEY DON'T GET USED AS PRIVATE CAMPSITES. WHEN YOU BUILD STRUCTURES, THINK OF CLEANUP ALREADY. MOVE AS LITTLE AS YOU CAN. SMALLER TARPS CAN GET SUSPENDED FROM TREES AND BRANCHES. FOR BIG TARP-CONSTRUCTIONS IT'S BETTER TO SET POSTS, AT LEAST TWO BIG ONES: WORK WITH A LOT OF TENSION SO THE TARP DOESN'T TURN INTO A SAIL WHEN IT'S WINDY, LOOK FOR SITES WHICH ARE AS PROTECTED FROM WIND AS POSSIBLE. SHORT POSTS DON'T TOUCH THE TARP, TRY TO SUPPORT THE ROPES INSTEAD.




BIG POSTS FOR TARPS AND POSTS FOR OFF-THE-GROUND STRUCTURES LIKE SHELVES, TABLES, RACKS NEED TO BE STABLE. IT'S BEST TO DIG A BIG HOLE, PUT THE POLE INTO THE CENTRE AND THEN SUPPORT IT WITH ROCKS AND SOIL WHICH GET POUNDED IN.

ARRANGE FOR POTS FOR THE KITCHEN WHICH WILL BE BIG ENOUGH. SCRAPMETAL FINDS MANY USES AROUND FIREPITS, BIG SHEETS ARE GOOD FOR GRAPHS, ANY STURDY PILE WILL HELP TO KEEP POTS OFF THE FIRE. DON'T TAKE L-SHAPED SHELF-PARTS, THEY BEND UNDER HEAVY POTS. BARRELS MAKE LEVEL OVENS. GET CONTAINERS OF ANY DESCRIPTION, WATERTIGHT ONES ARE GOOD FOR ASH/LIME BOXES AND YOU NEED YEARS OF FOODGRADE CLOSEABLE BUCKETS FOR SERVICING AND STORAGE, SOME FASTFOOD-PLACES JUST DUMP THEM.

# SUPPLY

SUPPLY IS A LOT OF WORK... IF YOU DIVIDE THE CAKE EQUALLY AND SHARE THE WORK AMONG MANY PEOPLE YOU AVOID BURNOUTS AND HAVE MORE FUN, THE SAME PEOPLE CAN DO THE SAME JOB THROUGHOUT THE GATHERING WHICH WORKS MUCH BETTER THAN CONSTANT FLUCTUATION. MAIN-SUPPLY IS SOMETIMES REGARDED AS A BIT OF A DELIVERY-SERVICE WHICH CARES TO ANYONE WHO NEEDS SUPPLIES... THE EXACT OPPOSITE IS AFTER: ANY GROUP THAT NEEDS SUPPLIES SENDS SOMEONE TO SUPPLY-COUNCIL WHO WILL TAKE CARE OF THE SUPPLIES FOR "HIS/HER" KITCHEN OR WHATEVER BUT ALSO CONTRIBUTES TO THE WHOLE. EACH CIRCLE IN THE PICTURE IS A GROUP OF FOCALIZERS, IT IS ENOUGH THOUGH FOR ONE REPRESENTATIVE TO SHOW UP AT THE MAIN COUNCIL.



IT IS GOOD TO HAVE A VEHICLE-FOCALIZER WHO FINDS CARS-DRIVERS-HELPERS IF THIS DOESN'T GET TAKEN CARE OF THROUGH A CO-OP-COUNCIL, THIS WAY NOT THE SAME PEOPLE GO ON SHOPPING-RUNS ALL THE TIME.

- HAVE A FAMILY-COUNCIL IN THE BEGINNING AND CALL FOR ALL THESE FOCALIZERS TO MANIFEST. MANY PEOPLE WOULD LIKE TO CONTRIBUTE BUT DON'T KNOW HOW FOR LACK OF COMMUNICATION, IT IS ALSO GOOD TO HAVE A SPECIAL COUNCIL IN THE BEGINNING TO MAKE CLEAR WHAT GETS SUPPLIED IN TERMS OF "QUESTIONABLE PRODUCTS" LIKE SWEAR OR TOILETPAPER.
- IT IS PRACTICAL FOR THE MAIN-SUPPLY-COUNCIL TO CIRCLE BEFORE BREAKFAST GET THE LISTS READY SO YOU KNOW HOW MANY DRIVERS/VEHICLES/HELPERS THERE NEED TO BE, THEY CAN BE FOUND DURING THE MEAL; AND YOU KNOW HOW MUCH MONEY YOU'LL NEED FROM THE MAGIC HAT, SO AFTER THE MEAL YOU CAN GET THE FUNDS FROM THE MAGIC-HAT-COUNCIL AND CIRCLE WITH THE PEOPLE WHO ACTUALLY GO ON THE MISSION. GIVE THEM SHOPPING LISTS, MONEY, MAPS TO SUPPLIERS/BACKROADS/DROP-OFF-POINTS ON THE GATHERING (HAVE THESE READY BEFOREHAND) AND ANY OTHER RELEVANT INFORMATION. REMIND THEM TO GET RECEIPTS!
  - MAKE IT EASY ON DRIVERS. TRY TO DIVIDE STUFF SO VEHICLES WILL BE FULL BUT THERE ARE NOT TOO MANY SUPPLIERS TO GO TO FOR ONE DRIVER.
  - AVOID RAMPANT ORDERS FROM SHOPPERS WHEN STUFF ISN'T THERE, TOO MUCH INITIATIVE CAN SPoil THE CONNECTION WITH SUPPLIERS. TRY TO BE VERY EASY AND CONSISTENT WITH THEM, ALWAYS TAKE STUFF PEOPLE MIGHT HAVE ORDERED, AND HAVE CLEAR ALTERNATIVE-SCENARIOS IN CASE THINGS ARE NOT AVAILABLE.
  - STUFF GETS DROPPED MOSTLY AT MAIN KITCHEN OR A REASONABLY CLOSE DROP-OFF-POINT. TRY TO IMPACT CAMPING-AREAS AS LITTLE AS POSSIBLE WITH SUPPLY-TRAFFIC. IT'S GOOD FOR A MAIN SUPPLY-FOCALIZER TO BE PRESENT WHEN STUFF ARRIVES SO HE/SHE CAN ORGANIZE DIVISION OF THINGS OR A KITCHEN-FOCALIZER HAS A LIST OF THINGS WHICH ARE NOT FOR THE KITCHEN, SORTS THEM OUT AND SETS THEM ASIDE FOR FOCALIZERS WHO HAVE ORDERED STUFF. IF THE SUPPLY-ROUTE GOES THROUGH THE WELCOME-CENTRE, SHOPPERS CAN ALREADY SORT THINGS OUT WHEN PACKING THE CAR AND LEAVE THEM THERE ON THE WAY.
  - IT'S A GOOD IDEA TO HAVE SOMEONE "PICK" WITH A BIT OF MONEY AT LOCAL FARMERS-WHOLESALEERS. PACKING PLACES TO SORT OUT SECONDS/FREE CONNECTIONS. EVEN SUPERMARKETS CAN BE GOOD FOR RICE PRODUCE, STUFF MIGHT BE FREE IF WE PICK IT OURSELVES. SOMETIMES WORK-TRADE-CONNECTIONS MANIFEST. TELL PEOPLE ABOUT THE GATHERING!
  - HAVE CLEAR RECORDS, SAVE RECEIPTS FOR TRANSPARENCE AND FUTURE REFERENCE!

# WELCOME-CENTRE

THE WELCOME-CENTRE IS LIKE A MANDALA, A SMALL REPRESENTATION OF THE WHOLE GATHERING. IT'S GOOD WHEN IT'S A SHORT DISTANCE AWAY FROM THE PARKING LOT. ALL THE BASIC STUFF IS NEEDED, LIKE KITCHEN, DISHWASHING-STATION, COMPOST- AND SHIT-PITS, AND A RECYCLING-CENTER WHICH CAN EVOLVE INTO A "TAKE-SOME-WITH-YOU" STATION WHEN PEOPLE ARE ON THEIR WAY OUT. A BIG SEPARATE TARP FOR SLEEPING AND CHILL-OUT IS OPTIMAL. HAVE A FREE-BOX FOR PEOPLE WHO DON'T HAVE ENOUGH STUFF. A COOL IDEA IS THE FILMBOX-ASKTRAY-STATION WHERE YOU HAVE A PILE OF OLD FILMBOXES AND GIVE ONE TO EVERY SMOKER SO THE GATHERING STAYS BUT-FREE.

STILL, ONE OF THE ESSENTIALS IS TO CONVEY INFORMATION, SO IT'S GOOD TO HAVE A CREW WITH A BIT OF RAINBOW-EXPERIENCE, PLUS A BIG INFO-CENTRE WITH ALL THE BASIC INFO AND LOTS OF GLOUR, PHOTOS, ART ETC. AN INFO-FLYER TO GIVE OUT TO ALL NEW ARRIVALS IS ALSO GOOD.

VERY BASIC INFORMATION TO GIVE TO EVERYONE:

- TELL EVERYONE HOW FAR IT IS TO THE GATHERING, MAKE SURE PEOPLE HAVE ENOUGH WATER. HAVE A MAP TO THE SITE IF IT'S COMPLICATED.
- INTRODUCE THE SHIT-PIT-CONCEPT, AND TELL WHAT TO DO IN "URGENT CALLS"
- GIVE INFOS ABOUT WATERFIRE, ABOUT NOT WALKING IN CATCHMENT-AREAS
- IT'S GOOD TO TALK ABOUT CLEANUP ALREADY AT WELCOME...
- TELL EVERYONE THAT THEY NEED THEIR OWN BOWL-CUP-SPOON-WATER-CONTAINER, REFER TO THE FREEBOX.
- GIVE WEATHER-INFO, HOW COLD DOES IT GET AT NIGHT?
- ARE THERE ANY POISONOUS PLANTS, ANIMALS, OTHER HAZARDS ABOUT?
- MAKE SURE PEOPLE LEAVE THEIR STEREOS IN THEIR CARS AND DON'T BRING ALCOHOL. MANY TIMES THERE ARE PEOPLE WHO APPRECIATE DRINKS IN THE PARKING-LOT-AREA, ANYWAYS, SO IT CAN GET TAKEN CARE OF QUICKLY.

INVITE PEOPLE TO HANG OUT FOR A WHILE, HAVE SOME TEA AND SOUP ON THE FIRE, LET PEOPLE CHILL, THIS WAY THE WHOLE INFO-RAP-STUFF GETS LESS OF A BARRAGE. IT'S IMPORTANT TO CREATE SPACE TO BREATHE AND RELAX, GIVE PEOPLE THE OPPORTUNITY TO SLOWLY TUNE IN AND LEAVE THE ROAD BEHIND. HAVE A DEDICATED, NON-STRESSED-OUT CREW, THIS MEANS IT SHOULD CHANGE OFTEN. ANNOUNCE THE NEED FOR WELCOME-CENTRE-FOCALIZERS AT MAIN CIRCLE- A CHAOTIC OR DESERTED WELCOME-CENTRE IS NOT VERY WELCOMING.

HAVE A CREW TO TAKE CARE OF THE PARKING-LOT (ROBBISH, SECURITY ETC.), COOPERATE WITH THE BUS-VILLAGE. BIG GATHERINGS SOMETIMES NEED SOME SORT OF TRAFFIC-CONTROL. A CO-OP FOR MECHANICAL HELP OR AT LEAST AN INFO-BARD IS GREAT, PARKING LOT IS ALSO A GOOD PLACE TO COORDINATE SHUTTLE/SUPPLY VEHICLES. ALWAYS TRY TO OFFER A SHUTTLE-SERVICE FOR PEOPLE WHO CAN'T WALK OR HAVE LOTS OF STUFF RATHER THAN ALLOWING THEIR VEHICLES IN!

# INFO-CENTRE

THE INFO-CENTRE IS ANOTHER CENTRAL COMMUNICATION-FEATURE. A RATHER LARGE WEATHER-PROOF CONSTRUCTION IS IDEAL WITH PLENTY OF BIG PLYWOOD-BOARDS FOR NOTICEBOARDS AND A TABLE FOR TAKE-AWAY-FLYERS.

- A BLACKBOARD MAKES AN EXCELLENT WORKSHOP-LIST!
- A MAP OF THE SITE IS ESSENTIAL AND SHOULD GET UPDATED FREQUENTLY, MARK ALL CAMPS / KITCHENS / NO-CAMPING-AREAS / SHITTERS ETC.
- HAVE A "VOLUNTEER SCHEDULE BOARD", A LIST OF WHAT NEEDS WHERE WHEN TO BE DONE (→ CO-OP-COUNCIL, A BLACKBOARD IS BEST, AGAIN)
- A RIDE SHARING / SEARCHING LIST IS COOL.
- HAVE A LIST OF RAINBOWS EVENTS / CALENDAR.
- PLENTY OF PHOTOS AND ARTWORK MAKE A GREAT INFOCENTRE!

COVER BULLETIN BOARDS WITH CLEAR PLASTIC, ESP. IF THERE IS NO TARP. LOST AND FOUND AND THE FREEBOX CAN BE IN THE INFOCENTRE, MAKE SURE THINGS ARE CLEARLY MARKED SO THEY DON'T GET CONFUSED, AND ALSO MAKE SURE THEY DON'T GET WET. IF VALUABLES GET FOUND, IT'S BETTER TO JUST LEAVE A NOTE AND BRING THEM TO THE CIRCLE.

# KIDS' SPACE

IT'S GOOD WHEN THE CHILDREN'S AREA IS PROTECTED BY A HILL OR AT LEAST TREES FROM THE MAIN-CIRCLE-DRUMMING-SESSION SO IT'S QUIET AT NIGHT (MANY KIDS CAMP CLOSE), BUT IT STILL SHOULDN'T BE TOO FAR AWAY. IT ALSO NEEDS TO BE CLOSE TO WATER / HAVE A PIPE.

KIDS' AREA NEEDS LOTS OF "SPECIAL SUPPLIES" LIKE TOYS, PAINT, PAPER, TOYS, MATERIALS. IT'S BETTER TO "FOCALIZE" THIS STUFF TO A CERTAIN DEGREE AND NOT TO LEAVE IT JUST LYING AROUND AS THIS WILL CREATE MUCK CHAOS.

- CLEARLY MARK A HAPPY-WASH-BUCKET, DON'T SUCK A FODGRADE ONE FROM THE KITCHEN.
- IT'S IMPRACTICAL AND MAKES FOR OVERTED KIDS TO SERVE SNACKS ALL THE TIME. IF ONE KID HAS SOMETHING THEY'LL ALL WANT IT. BETTER SERVE AN EARLY BREAKFAST, A LUNCHEON AND MAYBE EARLY DINNER, IF DINNER IS LATE.
- KIDS SHOULD KNOW THEIR PARENTS' NAME AND THEIR CAMP'S LOCATION, PEOPLE AT KIDS' AREA SHOULD KNOW WHERE PARENTS CAN BE FOUND. SMALL CHILDREN WHO CAN'T SPEAK WELL CAN GET A SIGN PINNED TO THEIR CLOTHING (IF ANY...) WITH THEIR NAME, THEIR PARENTS' NAME AND WHERE THEY CAN BE FOUND, AND THE LOCATION OF THEIR CAMP.
- INVITE MUSICIANS, STORYTELLERS, FACEPAINTERS, PEOPLE WHO KNOW GAMES...
- HOW ABOUT A RAINBOW-SCHOOL? → SPECIAL WORKSHOPS FOR KIDS!

# MEDICINE AREA

SET UP CLOSE TO A GOOD WATER SOURCE  
(OR HAVE HOSEPIPE-CONNECTION) IN A QUIET AREA,

IT IS GOOD TO NOT HAVE PRIVATE CAMPS TOO CLOSE. YOU  
HAVE TO BE ABLE TO BUILD SHELTERS, TOO. MEDICINE AREA CAN  
USE A FEW SEPERATE SPACES FOR FIRST-AID, MASSAGE, SICK-BAY ETC.,  
ENERGIES CAN BE TOO CONTRASTING FOR JUST ONE LARGE SHELTER.  
BE AWARE OF THE IMMEDIATE DANGERS OF THE AREA, E.G. POISONOUS  
PLANTS OR ANIMALS, AND BE FULLY PREPARED TO HELP. ASK LOCALS ABOUT  
LOCAL MEDICINES, SEEK LOCAL GARDENS FOR FRESH HERBS AND HAVE A  
HERB-GARDEN IN THE MEDICINE-AREA, TOO.

- USE SIMPLE REMEDIES THAT HAVE MANY USES
- HAVE SOME TEA HERBS, GARLIC, GINGER, MISO; HEALING, NOURISHING FOODS
- BUILD A SIMPLE STRETCHER
- HAVE SOME CLEAN CLOTH COLD-SKIRTS, ETC.) TO KEEP BANDAGES CLEAN IN-STEAD OF USING SO MANY BANDAGES.
- DISPENSE MEDICAL SUPPLIES TO DIFFERENT AREAS OF THE GATHERING (KITCHEN, KIDS' SPACE, WELCOME CENTRE NEED FIRST-AID-BOXES)

CIRCLE WITH PEOPLE WHO WANT TO DO FIRST-AID AND EXCHANGE CURES,  
MAYBE EVEN MAKE LISTS ON HOW TO TREAT STUFF. TRY TO ACT COHERENT  
AS A GROUP OF HEALERS, DON'T CONFUSE PEOPLE WITH TOO MANY  
DIFFERENT OPINIONS. ASK EVERYONE HOW THEY SPERALLY HEAL THEM-  
SELVES AND WHAT THEY WOULD LIKE TO DO, TEACH WHAT YOU KNOW-

## ⊕ EMPOWER THE FAMILY TO HEAL THEMSELVES ⊕

MEDICINE-AREA SHOULD NOT BECOME A SELF-SERVE-STATION.  
ONLY PEOPLE WHO ARE "ON DUTY" DISPENSE MEDICINES AND HANDLE  
SUPPLIES, MAKE SURE SEPTIC WASTE GETS TAKEN CARE OF PROPERLY  
AND KEEP AN OVERALL VIEW ON HYGIENE-MATERS.

A HANDWASHING-STATION IS GOOD, AND A SPECIAL (MARKED) POT  
TO STERILIZE STUFF. KEEP SEPTIC WASTE SEPERATE, MARK THE BAGS  
SO NO ONE ATTEMPTS TO SEPERATE RECYCLABLES.

HAVE A DEDICATED NIGHT-GREW TO RELIEVE PEOPLE WORKING IN  
THE DAY. THERE HAS TO BE A FIRST-AID-FOCALIZER AT ALL TIMES,  
SO MANY PEOPLE SHOULD SHARE THIS JOB.

- BE PREPARED FOR ANYTHING FROM BIRTH TO DEATH, IT ALL HAPPENS.
- HAVE AN EMERGENCY VEHICLE TOGETHER, READY TO GO, PARKED CLOSE TO THE MEDICINE AREA. KEEP THE KEYS IN AN EASILY ACCESSIBLE PLACE CLOSE TO THE VEHICLE. MANY PEOPLE NEED TO KNOW THE WHERE-ABOUTS OF VEHICLE AND KEYS. A MAP TO HOSPITALS SHOULD BE PASTED TO THE DASHBOARD, HAVE ONE IN THE HEALING-AREA AND IN THE WELCOME-CENTRE AS WELL.

# MAGIC HAT

HAVE A GROUP OF PEOPLE AS MAGIC HAT COUNCIL WHO GET APPROVED OF BY AN ESPECIALLY CALLED FAMILY-COUNCIL, MAYBE THE SAME ONE WHO CREATES THE SUPPLY-STRUCTURE. IT MAY BE GOOD TO NOMINATE THE MEMBERS, SOME SAY IT'S BETTER IF MONEY GETS HANDLED BY PEOPLE WHO DIDN'T VOLUNTEER TO DO SO. A SEPERATE "CARRIER" WHO IS NOT PART OF THE COUNCIL AND DOESN'T COME INTO APPEARANCE MIGHT BE RECOMMENDED FOR LARGE GATHERINGS TO KEEP THE ACTUAL CASH SAFE.

• COUNCIL IN THE CIRCLE AFTER EACH HAT, ANNOUNCE AN ALTERNATIVE SAT FOR BAD WEATHER. KEEP IT OPEN AND VISIBLE, ANNOUNCE HAT BALANCES.

• SHOW DOES IT! AN ENERGETIC, SPECTACULAR HAT-PARADE WILL MAKE THE HAT FAT. A PASSIONATE ANNOUNCEMENT WORKS MIRACLES IF THERE IS LOW TIDE, WANDERING MINISTRELS CAN IMPROVE THE HAT-BALANCE AT ANY TIME, TOO. WHEN IT RAINS IT'S BEST TO HAVE SOMEONE WALK AROUND WITH A HAT. THROUGHOUT THE WHOLE MEAL TO GIVE EVERYONE A CHANCE TO CONTRIBUTE. A COLLECTION AT THE END OF THE SERVING-LINE DOESN'T WORK SO WELL BECAUSE PEOPLE HAVE THEIR HANDS FULL.

IT MAY BE GOOD TO COORDINATE BEFOREHAND WHO INITIATES THE HAT AT THE NEXT MEAL, THAT PERSON COULD HAVE THE/A BIG HAT ALREADY AND ENCLOSE TO SOME GOOD MUSICIANS... TRY TO MAKE THE HAT-PARADE BEFORE DARK, BUT WAIT UNTIL SERVING IS FULLY FINISHED.

• CLEAR RECORDS ARE IMPORTANT, KEEP A BOOK AND MAKE SURE IT'S THERE DURING COUNCILS. FOR CLARITY, TRY TO AGREE UPON ONE BOOKKEEPING-METHOD, EVERY MEMBER OF THE COUNCIL SHOULD BE ABLE TO MAKE ENTRIES.

• GATHERINGS ARE ALWAYS LOW ON FUNDS IN THE BEGINNING, ENCOURAGE PEOPLE TO GIVE ALL THE MONEY THEY WANT TO CONTRIBUTE EARLY RATHER THAN SPACING OUT THEIR CONTRIBUTIONS OVER A PERIOD OF TIME, PEOPLE WHO COME LATER TAKE CARE OF FOOD-EXPENSES THEN AND IN THE BEGINNING YOU HAVE NEED FOR EQUIPMENT, DEBT-PAY-OFF ETC.

• IF THERE ARE ANY DEBTS TO PAY, TAKE OUT A CERTAIN PERCENTAGE AFTER EACH HAT TO PAY THEM OFF.

• MAKE VERY CLEAR THAT STUFF WHICH GETS BOUGHT FROM MAGIC-HAT-MONEY GETS APPROVED OF BEFOREHAND. THERE ARE NO CLAIMS FOR EXPENSES WHICH WERE MADE WITHOUT COMMUNICATION.

• COLLECT MONEY FOR CLEANUP. SURPRISE - EXPENSES ARE NOT UNLIKELY, IT IS ALWAYS EASIER TO DISTRIBUTE EXCESS-MONEY VIA AN ESPECIALLY CALLED COUNCIL IN THE END THAN TO STAND EMPTYHANDED BEFORE A PRESSING NEED, DON'T MAKE THE CLEANUP-CREW PAY FOR IT. DON'T WAIT TOO LONG FOR THIS COUNCIL, A REASONABLE NUMBER OF PEOPLE SHOULD STILL BE ON SITE. BE PREPARED FOR A HEATED DISCUSSION, SOME PEOPLE TEND TO GET QUITE TENSE WHEN IT'S ABOUT MONEY. EXCESS FUNDS SHOULD GO FORWARD RATHER THAN BEING REIMBURSEMENT FOR PAST CONTRIBUTIONS. SPOILING MONEY IS NOT SUCH A GOOD IDEA BECAUSE IT TENDS TO DISAPPEAR, RATHER HAVE SEEDCAMP-MONEY TO BUY INFRASTRUCTURE LIKE TAPES, TOOLS, POTS.



# KITCHENS

ON ALL GATHERINGS OUTSIDE OF THE U.S., KITCHENS ARE PLACES PEOPLE GO TO FOR WORKING, NOT EATING, WITH THE EXCEPTION OF SNACK-KITCHENS AND GRISTHOES. MEALS GET COOKED ONLY FOR THE MAIN CIRCLE AND EATEN TOGETHER, WHICH MEANS THAT THE MAJORITY OF THE PEOPLE IN CAMP MEET TWICE DAILY AND THAT AN ABSOLUTELY ESSENTIAL FOCUSPOINT FOR COMMUNICATION GETS CREATED. AT MEALS IN U.S. SITUATIONS, MAYBE 10% OF THE GATHERERS SHOW UP WHICH MEANS A LOT LESS TOGETHER-NESS FOR THE WHOLE GATHERING. IN GENERAL, WE NEED ONLY ONE OR TWO CENTRAL KITCHENS AND MAYBE A DETACHED GRISTHOE-KITCHEN / BAKERY. FOR A KITCHEN, YOU NEED A REASONABLY LARGE SPACE UNDER TARPS, CLOSE TO DRINKING WATER OR WITH HOSEPIPE CONNECTION, LOTS OF SPACE AROUND FOR COMPOST AND DRAINAGE BUT STILL A REASONABLE DISTANCE CLOSE TO MAIN CIRCLE.

- BUILD STURDY GETTING TABLES HIGH ENOUGH FOR PEOPLE TO STAND WHILE CUTTING. SECURE POSTS WITH ROCKS. MAKE A SECOND STORY FOR EXTRA STORAGE SPACE FOR SPICES · CANDLES · MATCHES · FIRST AID BOX ETC.
- LONG TRENCHES WITH METAL BARS TO HOLD POTS ARE BEST FOR FIREPITS, IT'S VERY EASY TO REGULATE HEAT AND ADD FUEL THAT WAY. ALWAYS HAVE A BUCKET OF WATER AND A SHOVEL CLOSEBY. IT'S GOOD TO KEEP A LARGE STASH OF FIREWOOD UNDER A TARP, MAKE SURE THERE IS ENOUGH BEFORE YOU START TO COOK. PUT ASH INTO CONTAINERS SO IT'S EASY TO REFILL ASHBOXES. WHEN YOU'RE DONE COOKING, PUT SOME POTS WITH WATER ONTO THE FIRE SO THERE WILL BE HOT WATER FOR DISHWASHING.
- HAVE A CONTAINER OF BOILED OR FILTERED DRINKING-WATER IN THE KITCHEN.
- IT IS GOOD TO HAVE A RAILING AROUND THE KITCHEN WITH A HANDWASHING-STATION AT THE ENTRANCE (WITH A BUCKET UNDERNEATH OR APPROPRIATE DRAINAGE) AND A BACKDOOR TO STORAGE AND DISHWASHING-AREA.
- HAVE A BLACKBOARD FOR KITCHEN COMMUNICATION, A SHOPPING-LIST AND A "NEEDS TO BE USED" LIST ARE ESSENTIAL. SOME "GOURMET-GATHERINGS" HAVE MAIN COOKS WHO PLAN MEALS WITH SPECIAL INGREDIENTS IN ADVANCE, IT MAY BE NICE, THOUGH TO MAKE A CIRCLE BEFORE COOKING AND DECIDE AS A GROUP ON THE MENU, USING WHATEVER IS AROUND (MUCH EASIER ON SUPPLY!)
- THE KITCHEN CAN USE LOTS OF SIGNS ON HYGIENE: "WASH HANDS", "USE VINEGAR", LOCATION OF COMPOST-PITS / SHITTERS · "COMMUNAL USE ONLY" FOR STORAGE MAYBE SOMETHING ABOUT FOOD COMBINING ETC. HAVE A TO-DO-LIST.
- LEAVE A CENTRAL STORAGE-AREA, IDEALLY FULLY WALLED IN WITH TARPS AND ONLY ONE ENTRANCE. SMALL CAMPING TENTS ARE GOOD STORAGE-SPACE TOO, NOT THE IGLOO-TYPE, THOUGH. YOU NEED RACKS FOR BAGS OF DRIED GOODS, KEEP EVERYTHING OFF THE GROUND. TRY TO BE VERY CLEAN TO MAKE THE PLACE LESS INTERESTING FOR RODENTS AND INSECTS. KEEP CONTAINERS CLOSED. MAKE SIGNS FOR TENS. WE ALL KNOW ABOUT THE RAINBOW-LID-DISEASE, PLUS PEOPLE WHO PICK UP SUPPLIES FOR SOME REASON ALWAYS LEAVE THE BAG OPEN. (IT MAY EVEN BE NECESSARY TO HIDE "SPECIAL" INGREDIENTS). SIBBLING SHOULD BE DISCOURAGED, PREPARE HELPERS' SNACKS INSTEAD.



# HYGIENE IS CRUCIAL IN THE KITCHEN

- MAKE SURE ANYONE HANDLING FOOD WASHES HANDS / HAS CLIPPED NAILS, CLEAN CLOTHING, NO CONTAGIOUS DISEASE AND NO OPEN WOUNDS ON HANDS OR ARMS. IT'S GOOD TO TIE LONG HAIR BACK. WHEN HANDS ARE WASHED THEY TOUCH ONLY WASHED VEGIES AND CLEAN DISHES, OR THEY GET WASHED AGAIN. PEOPLE WHO STIR POTS DON'T TEND THE FIRE - EACH POT NEEDS TWO PEOPLE.
- USE VINEGAR IN WASHING-WATER FOR FRUITS AND VEGIES. ONLY WASHED STUFF GOES ONTO CUTTING TABLES. WIPE CUTTING TABLES WITH VINEGAR BEFORE AND AFTER USE.
- IT MAY BE GOOD TO USE SOAP FOR DISH- AND HANDWASHING, ASH IS A GOOD ALTERNATIVE FOR DISHES BUT IT MAKES FOR A MESSY JOB AND YOU HAVE TO TAKE LOTS OF CARE TO GET ALL THE GREASE OFF. VINEGAR IS NOT A VERY STRONG SANITIZER. IN AUSTRALIA EUCALYPTUS-OIL IS IN USE, BUT THIS IS VERY EXPENSIVE ELSEWHERE AND IT ALSO LEAVES A VERY STRONG TASTE. TO BE ON THE SAFE SIDE, IT MAY BE WORTH CONSIDERING THE USE OF CHLORINE FOR HAND- AND DISHWASHING-STATIONS, IN THE STATES THIS IS A GENERAL PRACTICE. CHLORINE EVAPORATES OFF DISHES AND IS JUST AS GOOD OR BAD FOR SKIN AND GROUND AS NATURAL ALTERNATIVES. WE NEED A LOT OF AWARENESS AND DISCIPLINE TO KEEP THINGS AS SANITARY WITHOUT IT. (STERILIZING WITH BOILING WATER WORKS...)
- WHEN YOU SERVE CUT FRUIT PUT IT EITHER INTO CLOSABLE CONTAINERS OR USE MOSQUITO-NETTING / CURTAINS TO KEEP FLIES OFF. TAKE INTO ACCOUNT THAT FRUIT FERMENTS QUICKLY WHEN GET OPEN, ESP. IN HOT WEATHER!
- USE ONLY FOOD-GRADE CONTAINERS FOR FOOD!

YOU NEED A DISHWASHING-STATION, IDEALLY CONSISTING OF

- OFF THE GROUND SURFACE TO HOLD DIRTY DISHES, PLUS COMPOST BUCKET
- BASIN WITH PREFERABLY HOT WATER TO PRE-RINSE
- BASIN WITH HOT SOAPY WATER (OR USE A THICK ASH-PASTE TO TAKE GREASE OFF)
- BASIN WITH HOT RINSE WATER TO GET THE DETERGENT OFF
- BASIN WITH BLEACH WATER (SHOULD SMELL TASTY, LEAVE DISHES TO SOAK)
- DRYING RACK FOR CLEAN DISHES

THE WATER NEEDS TO BE CHANGED REGULARLY. USE THE SAME SEQUENCE OF WATER IN DISHES TOO BIG FOR BASINS. EMPTY THE BASINS IN THE EVENING AND DRY UPSIDE DOWN. HAVE DRAINAGE FOR THE DISHWASHING-AREA.

COMPOST-PITS NEED TO BE CLOSE BY ALTHOUGH AT LEAST 30 METRES FROM THE KITCHEN. YOU NEED PITS FOR BOTH SCRAP-COMPOST AND LIQUID WASTE, AT LEAST TWO METRES APART FROM EACH OTHER. FENCING PITS OFF WITH ROPE IS A GOOD IDEA TO AVOID ACCIDENTS IN THE DARK. FOODSCRAPS / VEGIE-TRIMMINGS SHOULD GET MIXED WITH AT LEAST 60% LEAVES AND BARK (SADDLE, WOODCHIPS) TO AID DECOMPOSITION, SPRINKLE IN SOME ASH / LIME. MANY SHALLOW PITS ARE BETTER THAN ONE DEEP ONE. FILL IN THE COMPOST-PITS WHEN THE COMPOST-LEVEL REACHES ABOUT 10 CM BELOW THE SURFACE AND LEAVE A PILE OF SOIL ON TOP TO SETTLE. IT'S GOOD TO CLOSE PITS WITH A LID AT NIGHT TO KEEP PETS OFF. HAVE A SHITTER CLOSEBY!

• MAKE THE KITCHEN A FUN PLACE TO BE -  
ALWAYS INVITE A LOT OF MUSICIANS!

# FOOD-COMBINING

CONSUMPTION SEEMS TO BE ONE OF THE MAJOR TEMPESTAS IN RAINBOWLAND, AND FOOD PLAYS A BIG ROLE IN THAT. THIS INVOLVES, ESPECIALLY COUPLED WITH POOR HYGIENE AND POTENT MICROBES AROUND, QUITE A RISK TO THE HEALTH OF THE FAMILY. WHILE OVEREATING IS NEVER HEALTHY (OR RESPECTFUL TO THE EARTH, FOR THAT MATTER) IT HAPPENS MANY TIMES THAT FOOD GETS COMPLETELY IMPROPERLY COMBINED IN THE KITCHEN ALREADY, AND SOMETIMES THERE IS SUCH A MULTITUDE OF DISHES IN ONE MEAL THAT YOU'D HAVE TO LET JUST ABOUT EVERY BIT PASS BY TO NOT END UP WITH A CRAZY MIX IN YOUR STOMACH. SO FIRST YOU EAT FOOD YOU MIGHT NOT BE USED TO ALWAYS, THEN YOU MIX IT IMPROPERLY SO IT FERMENTS IN YOUR GUT AND MESSSES WITH YOUR INTESTINAL FLORA AND TO TOP IT ALL OFF YOU DRINK WATER WHICH CONTAINS LOCAL WILDLIFE - MANY SWIMMERS WOULD NOT BE NECESSARY WITHOUT THIS, WE WOULD BE ABLE TO ACTUALLY DIGEST OUR FOOD WHICH BRINGS A NUMBER OF BENEFITS.

THE FOLLOWING IS A COLLECTION OF A FEW GUIDELINES WHICH WORK ACCORDING TO MY EXPERIENCE AND WHICH I FOUND CONFIRMED IN EVERY BOOK ON THE SUBJECT I LOOKED INTO. WHEREAS IT IS TRUE THAT PEOPLE HAVE DIFFERENT CONDITIONS AND ALL THAT, I WOULD LIKE TO SUGGEST THAT YOU JUST GIVE IT A SHOT FOR A WHILE. MAYBE FIRST AND SURE, AND YOU'LL FIND THAT AFTER THAT YOUR BODY REJECTS A LOT OF STUFF YOU MIGHT EAT NOW WITHOUT GETTING MAJOR SIDE-EFFECTS.

## I. FRUIT

- FRUIT GETS DIVIDED INTO SEVERAL SUBGROUPS:
- ACID FRUIT LIKE ALL CITRUS, PINEAPPLE, PLUM, PASSIONFRUIT
  - SUBACID FRUIT LIKE APPLE, PEAR, MANGO, GRAPE, PAPAYA
  - SWEET FRUIT LIKE BANANA, PERSIMMON AND ALL DRIED FRUIT
  - MELONS LIKE ALL MELONS
  - A FEW EXCEPTIONS LIKE AVOCADO, SWEET AND DURIAN (FAT)

NOTE: MOST FRUIT IS ACIDIC BUT ACIS ALKALINE-FORMING IN THE SYSTEM IF EATEN RAW AND DIGESTED PROPERLY.



IT SEEMS TO BE O.K. TO MIX FRUIT FROM THE SAME GROUP, AND FRUIT WITH SUBACID FRUIT AND SUBACID FRUIT WITH SWEET FRUIT. EXCEPTIONS ARE CITRUSFRUIT, BANANAS AND MELONS WHICH SHOULD NEVER GET MIXED. AVOCADO AND LEMON IS O.K. NEVER MIX FRUIT WITH ANYTHING ELSE, ESPECIALLY STARCHES (GRAIN) OR DAIRY (GREEN LEAFY VEGIES ARE ALLRIGHT) FRUIT SUGAR AND ACID START TO FERMENT WITH THESE THINGS.

• IDEALLY, YOU EAT ONE KIND OF FRUIT AT A TIME AND NOTHING ELSE.

## II. VEGIES AND CONCENTRATED FOODS (COOKING MANUAL)



MIX ONLY THINGS WITH SHARP A BORDER. FATS AND PROTEINS ARE POSSIBLE ACCORDING TO SOME SOURCES, LABELLED "P.P.R.". DON'T MIX DIFFERENT KINDS OF PROTEINS. IF CONCENTRATED STARCHES AND CONCENTRATED PROTEINS GET EATEN TOGETHER THEY WILL START TO FERMENT BECAUSE TO DIGEST STARCHES YOU NEED A PUFF ALKALINE MEDIUM IN THE STOMACH AND FOR PROTEINS YOU NEED ACID. SO IF YOU EAT THEM YOU CAN'T BREAK THEM EITHER IT ACIDIFY OR ALKALINE, APART FROM KEEPING YOU FROM USING THE NUTRIENTS. NOTE: FOODS WHICH CONTAIN CARBOHYDRATES AND PROTEINS ARE CONCENTRATED ONLY IN ONE OF THE TWO. E.G. GRAIN HAS STARCH AND PROTEIN BUT THE PROTEIN IS INDEGRATE. AND THE CONCENTRATION IS TOO LOW TO PRODUCE ENOUGH ACIDITY TO BLOCK THE STARCH DIGESTION. FOODS WHICH ARE CONCENTRATED IN BOTH ONLY HAVE A SMALL AMOUNT OF SHORT-CHAIN CARBOHYDRATES WHICH DIGEST QUICKLY AND DOESN'T INTERFERE WITH THE REST. ONLY

EXCEPTION ARE PULSES WHICH FOR THIS REASON ARE NOT TOO HEALTHY AND MAKE YOU FART. IT IS SUGGESTED TO MIX PULSES AND GRAINS 3% (OR LESS) TO 70%, & THE MIX GETS DIGESTED AS STARCH (ONCE AGAIN). OPTIMAL PULSES WITH POTATOES, IT DOESN'T WORK. → MOST FRUIT TAKES ONLY 30 MINUTES TO LEAVE THE STOMACH (EXCEPT FOR BANANA - 1 HOUR, SWEET - 2 HOURS, AVOCADO - 4 HOURS AND DURIAN - 6 HOURS) RAW VEGIES TAKE ABOUT ONE HOUR, CONCENTRATED FOODS TAKE ABOUT FOUR HOURS, AND IMPROPERLY COMBINED MEALS TAKE ABOUT EIGHT HOURS.

• TAKE THIS INTO ACCOUNT. DON'T MIX STUFF IN THE STOMACH.

ALL THIS COULD MEAN:

- DIVIDE BREAKFAST →
- ① EARLY FRUIT MEAL (NO FRUIT SALAD)
  - ② LUNCH - PORRIDGE OR WHATEVER WITH SEPERATE NUTS, OR SALAD
  - ③ DINNER - ONE CONCENTRATED FOOD WITH VEGIES
- ALWAYS HAVE RAW-FOOD OPTIONS WHEN YOU COOK -

WHY USE EXCESS FOOD-EFFORT-FUNDS TO MAKE THE FAMILY SICK?

CONCENTRATED FOODS ARE NOT NECESSARY ALL THE TIME, THEY CAN BE THE EXCEPTION AND NOT THE RULE WHEN FRESH STUFF IS AVAILABLE. MOST CONCENTRATED FOODS GET COOKED, ANYWAYS, WHICH DESTROYS THE LIFE FORCE AND MANY NUTRIENTS.

# SERVING

COORDINATING THE SERVING AT LARGE GATHERINGS IS QUITE A MISSION AND IT CAN BECOME STRESSFUL, SO IT IS GOOD TO HAVE A GROUP OF FOCALIZERS WHO CAN ROTATE OR EVEN TO ROTATE SMALL GROUPS. IT IS NECESSARY TO HAVE THINGS ORGANIZED TO MINIMISE GLASS AND THE ASSOCIATED (SIGNIFICANT) HEALTH-RISK. PREPARATION:

- AT THE FIRST FODCALL (AT THE LATEST) A SERVING-FOCALIZER SHOULD GO TO THE KITCHEN AND TALK WITH THE COOKS. HOW DO THEY WANT STUFF SERVED? FIND OUT IF THERE IS ANYTHING WHICH CONTAINS NON-VEGAN INGREDIENTS, S'BAR-HONEY-DRIEDFRUIT, HOT SPICES, ONION, GARLIC OR ALLERGENICS (WHEAT, PEANUT, TOMATO...). ALL THESE DISHES NEED SPECIAL ANNOUNCEMENTS BY THE PEOPLE WHO SERVE THEM. KEEP "ALTERNATIVES" TO THESE DISHES SEPERATE (USE MARKS?)
- DIVIDE FOOD INTO SEVERAL CONTAINERS, MAKE SURE ONLY FODGRADE ONES GET USED! SMALL CIRCLES UNDER 300 NEED AT LEAST TWO CONTAINERS PER DISH, OVER 300 SHOULD HAVE FOUR, OVER 150 EIGHT AND SO ON. ONE CONTAINER PER DISH WORKS ONLY FOR VERY SMALL CIRCLES UNDER 100. KEEP PARTIAL-DISHES LIKE RICE AND DAL OR SHAD AND DRESSING IN THE SAME NUMBER OF CONTAINERS. IF THERE IS JUST ONE CONTAINER OF SHAD/DRESSING, MIX IT IN JUST BEFORE SERVING (LEAVE ONE SHAD PLAIN AS AN "ALTERNATIVE") OTHERWISE MOST PEOPLE WILL EAT THEIR SHAD WITHOUT DRESSING.
- MAKE SURE TO HAVE ENOUGH SERVING IMPLEMENTS, HAVE TWO PER POT PLUS SPARES. STICKY DISHES REQUIRE SPONS TO SCRAPE OUT LABLES. HAVE ALL FOOD COVERED!
- REMEMBER THAT THERE NEEDS TO BE A HANDBWASHING-STATION !!

WHEN THE FOOD IS READY TO GO TO THE CIRCLE, IT'S BEST TO TAKE EVERYTHING THERE AT THE SAME TIME. MAKE A PROCESSION! IF FOOD KEEPS TRICKLING IN, A CIRCLE MIGHT ALREADY HAPPEN AROUND THE FIRST FEW POTS. SERVING FOCALIZERS SHOULD RECEIVE THE FOOD AT CIRCLE, IT IS GOOD TO ORGANIZE THE POTS IN THE CENTRE IN THE ORDER THEY WILL GET SERVED. EXAMPLES :->

MAKE SURE ALL FOOD IS BROUGHT UP, EVENLY SPACED AND COVERED, AND THAT THERE ARE ENOUGH SERVING-UTENSILS. IF THERE AREN'T, CALL OUT FOR CLEAN PERSONAL CUPS OR BOWLS TO SERVE WITH.



AFTER THE 3, YOU HAVE TO FIND ENOUGH SERVERS. IN BIG CIRCLES WITH MANY POTS IT MAKES SENSE TO FIND THEM BEFORE THE 3 AND HAVE A SEPERATE SERVERS' CIRCLE IN THE CENTRE. TWO SERVERS PER POT IS GOOD, ONE TO SERVE AND ONE TO CARRY THE POT, HEAVY POTS NEED TWO CARRIERS, IN TWO CONCENTRIC CIRCLES YOU ALSO NEED TWO SERVERS (OR MORE), OR POTS CAN GO IN PAIRS. WHEN ALL SERVERS ARE TOGETHER, CALL FOR FOCUS AND:

- EXPLAIN THE MENU, INCLUDING ANYTHING PEOPLE MIGHT NOT WANT TO/CANNOT EAT. SERVERS WHO SERVE THESE DISHES NEED TO TELL EVERYONE WHAT'S INSIDE AND INFORM ABOUT ALTERNATIVES. MAKE SURE SERVERS OF ALTERNATIVE-DISHES KNOW AND ANNOUNCE THAT THEY SERVE CHOICE-ITEMS: ONE OR THE OTHER, NOT BOTH.
- MAKE SURE EVERYONE GOES INTO THE SAME DIRECTION (COUNTERCLOCKWISE/CLOCKWISE). IT'S GOOD TO SET A GENERAL SERVING-DIRECTION AND STICK TO IT THROUGHOUT THE GATHERING.
- DEMONSTRATE HOW MUCH OF EACH DISH SHOULD GET SERVED. RATHER START OUT WITH SMALLER PORTIONS AND SERVE SECONDS THAN RUN OUT OF FOOD!
- MAKE SURE THINGS THAT GO TOGETHER GET SERVED TOGETHER.
- SELECT STARTING POINTS (STRAIGHT OUT FROM WHERE THE POT STANDS IS EASIEST)

## • Remind:

- To NOT LET PEOPLE HOLD THEIR BOWL OVER FOOD CONTAINERS
  - To NOT PICK UP / TOUCH PERSONAL FOOD BOWLS
  - To NOT TOUCH PERSONAL FOOD BOWLS WITH SERVING SPOONS
- } TO NOT TRANSFER GERMS!

• TELL SERVERS TO SERVE PEOPLE WITH SPECIAL DIETARY REQUIREMENTS (LIKE WHEAT-ALLERGY AND NO ALTERNATIVE BEING SERVED, OR RAW-ONLY OR WHATEVER) MORE OF WHAT THEY CAN EAT, SO THEY CAN ALSO HAVE A FULL MEAL!

• KIDS UNDER 10 YEARS WHO WANT TO SERVE MIGHT NEED TO BE PARTNERED WITH SOMEONE OLDER. TRY TO INTEGRATE THEM, ASK FOR SOMEONE TO GO WITH THEM.

IT IS THE EASIEST FOR THE SERVERS TO HAVE SOMEONE IN THE CIRCLE WHO SAVES FOOD FOR THEM, SAVING SERVERS' FOOD (→ BRINGING FULL POTS BACK TO THE CENTRE) CAN BE IMPRACTICAL WHEN THERE IS ONLY LITTLE.

IF SERVERS HAVE HAD ENOUGH AFTER A WHILE THEY SHOULD FIND SOMEONE WITH CLEAN HANDS AND KNOWLEDGE OF BASIC PROCEDURE TO REPLACE THEM.

BEFORE ACTUAL SERVING STARTS, ALL SERVERS HAVE TO WASH HANDS. THE HANDWASHING STATION NEEDS TO BE OUTSIDE OF THE CIRCLE. HAVE A PAI-SCROBBER. DON'T DIP ANYTHING INTO BUCKETS, ALWAYS POUR WATER OUT INSTEAD... - TIP, DON'T DIP! -

THE SERVING-FOCALIZERS SHOULD NOT SERVE THEMSELVES BUT WALK AROUND THE CIRCLE AND SEE THAT EVERYTHING MOVES SMOOTHLY.

- LOOK OUT FOR SECTIONS OF THE CIRCLE WITHOUT FOOD OR CLUSTERS OF SERVERS MOVING INTO THE WRONG DIRECTION.
- SOME SERVERS ARE FAST, SOME ARE SLOW. TELL SERVERS TO USE A LITTLE INITIATIVE WHEN IT COMES TO JUMPING AHEAD. IF THERE IS A GROUP OF SERVERS ALL SERVING IN A LUMP, SOME COULD GO TO ANOTHER PART OF THE CIRCLE (AGAIN, KEEP STUFF THAT GOES TOGETHER TOGETHER).
- WHEN SERVERS GET TO A POINT WHERE "THEIR" DISH HAS BEEN SERVED ALREADY, RATHER THAN STARTING TO SERVE SECONDS QUICKLY CARRY THE POT FORWARDS CALLING OUT FOR FIRS. WHEN A FULL CIRCLE BACK TO THEIR STARTING-POINT IS MADE (IN BIG CIRCLES MAYBE HALF), START TO SERVE SECONDS.
- IF A SECTION OF THE CIRCLE MISSED A PARTICULAR DISH, SERVE THEM SECONDS OF SOMETHING ELSE BEFORE SERVING PEOPLE WHO HAD ALL FIRS.
- WHEN THERE IS NOT MUCH FOOD LEFT, GIVE KIDS, PREGNANT AND NURSING WOMEN, SICK, DISABLED, ELDERLY... PREFERENCE FOR SECONDS. IF THERE IS LITTLE FOOD TO START WITH, YOU MIGHT WANT TO CALL THEM INTO THE CENTRE BEFORE SERVING STARTS AND SERVE THEM FIRST.
- IF THERE IS A LOT, KEEP SERVING AS MUCH AS PEOPLE WANT RATHER THAN BRINGING FOOD BACK TO THE CENTRE FOR SELF-SERVING.
- WHEN THE POTS ARE EMPTY (OR FINISHED WITH), GET THEM OUT OF THE CIRCLE. POTS IN THE DARK ARE DANGEROUS. IDEALLY, THEY GO BACK TO THE KITCHEN AND GET SOAKED OR EVEN CLEANED!!
- SOMEONE SHOULD GO AROUND AND COLLECT COMPOST/SCRAPS IN THE END.

• IN CASE OF RAIN: SERVE IN THE BIGGEST AVAILABLE COMMUNAL SHELTER IN A LINE, IDEALLY DIVIDE FOOD INTO SEVERAL SHELTERS. PEOPLE CAN TAKE THEIR FOOD ANYWHERE TO EAT.

IF YOU HAVE FOOD LEFT OVER, TRY TO USE IT AT THE NEXT MEAL IF STILL OK., IF IN DOUBT COMPOST IT RATHER THAN MAKE PEOPLE SICK. PREFERABLY, MAKE NEW DISHES OUT OF IT (BAKERY). NEVER WARM UP RICE. ALL FOOD WHICH CONTAINS LEFTOVERS NEEDS A SPECIAL ANNOUNCEMENT SO PEOPLE KNOWS.



# CAMP-COMMUNICATION

A RAINBOW-ESSENTIAL IS TO DO THINGS TOGETHER, AND FOR THAT GOOD COMMUNICATION IS NECESSARY. GENERAL TALKING - CIRCLES SHOULD HAPPEN EVERY DAY, BEST AFTER BREAKFAST - MAGIC-KAT. SHORTER, PRACTICAL STUFF CAN COME FIRST, WORKSHOP-ANNOUNCEMENTS, TOO, AND THERE MIGHT BE SOMETHING SPECIAL TO TALK ABOUT LATER ON OR JUST SHARE HEARTSONGS.

ESPECIALLY ON EUROPEAN GATHERINGS, COMMUNICATION DOESN'T JUST HAPPEN IN ENGLISH AND THERE ARE SOMETIMES MANY PEOPLE WHO DON'T UNDERSTAND IT AT ALL. GENERAL ANNOUNCEMENTS MAY NEED TO BE TRANSLATED INTO FOUR OR FIVE LANGUAGES, BUT THIS CAN BE VERY IMPRACTICAL FOR MORE SPECIFIC CIRCLES SO TRY TO KEEP THEM IN NO MORE THAN TWO LANGUAGES. MAYBE INVITE PEOPLE TO SIT IN GROUPS OF ONE LANGUAGE SO STAFF CAN GET TRANSLATED EASIER. TALK ABOUT THIS BEFORE THE COUNCIL! THE INFOCENTRE AND THE WELCOME CENTRE MAY NEED TO BE AT LEAST BILINGUAL, TOO.

IMPORTANT STUFF WHICH CONCERNS THE WHOLE FAMILY NEEDS A SPECIAL FAMILY-COUNCIL, CALLED PLENTY OF TIME IN ADVANCE.

CIRCLES AND COUNCILS ARE RAINBOW, EVEN DETAILS CAN GET TAKEN CARE OF BY A CIRCLE. IT MAY TAKE MORE TIME THAT WAY, BUT MORE PEOPLE REALLY PARTICIPATE WHEN DECISIONS DON'T GET MADE BY INDIVIDUALS WHO LOOK FOR "HELPERS" FOR "THEIR" PROJECTS. TO AVOID A HIERARCHY LIKE THAT, WHEREVER POSSIBLE, INVITE EVERYONE IN FROM THE BEGINNING, E.G. HAVE CIRCLES IN THE KITCHEN BEFORE COOKING, BUT GIVE PLENTY OF TIME FOR THIS TO HAPPEN. "DINNER CIRCLE" HAPPENS SOON AFTER BREAKFAST, BREAKFAST MOSTLY GETS STARTED BY JUST A FEW EARLY BIRDS, BUT IT MAY BE WORTH A TRY. IT'S GOOD TO HAVE A SECOND CORCH (WITH A VERY DIFFERENT SOUND...) IN THE KITCHEN FOR CIRCLE/HELPERS NEED-SIGNALS.

A CO-OPERATION-COUNCIL REALLY HELPS TO BRING ALL THE BITS AND PIECES TOGETHER. THIS COUNCIL COORDINATES JOBS / KNOWLEDGE / TOOLS / SUPPLIES, CONNECTS "THOSE WHO NEED WITH THOSE WHO HAVE". INVITE EVERYONE WHO HAS OR NEEDS ANYTHING ALONG THOSE LINES, MEET SEVERAL TIMES A DAY AND HAVE A LIST AT THE INFO-CENTRE, TOO. TRY TO INTEGRATE NEWCOMERS AS MUCH AS POSSIBLE. PEOPLE WHO HAVE NEVER BEEN TO GATHERINGS TEND TO COME WITH THEIR FRIENDS, BUNCH UP AND HANG OUT A LOT IN SMALL CAMPS. IT MAY BE GOOD FOR PEOPLE WITH A BIT OF RAINBOW-EXPERIENCE TO HANG OUT FOR A WHILE AND BASICALLY BE VERY HUMBLE AND NOT ANNOUNCE ANYONE WITH BEING THIS HEROIC RAINBOW-WARRIOR, BUT STILL MAYBE SHARE SOME IDEAS. DON'T PREACH! IF RUMOURS MAKE THE ROUND, IT CAN BE GOOD TO MAKE ANNOUNCEMENTS AND TELL EVERYONE WHAT'S ACTUALLY HAPPENING ON THE SUBJECT, MAYBE ALSO TO PUT NOTES UP IN THE INFO-CENTRE.

# FIRE & WOOD

FIRE IS A SUBJECT WHICH VARIES A LOT WITH DIFFERENT SITES. AT SOME SITES, FIRE DANGER IS NON-EXISTENT WHEREAS IN OTHER ENVIRONMENTS WHICH ARE PRONE TO BUSHTIRES A VERY STRONG FIRE-SAFETY-AWARENESS IS VITALLY IMPORTANT. IT'S ALWAYS GOOD TO PROMOTE COMMUNAL/NEIGHBOURHOOD FIRES INSTEAD OF PRIVATE ONES, THE LESS FIREPITS, THE BETTER. IT CAN BE GOOD TO HAVE A FIRE-WATCH-CREW WHICH LOOKS FOR BASIC SAFETY FEATURES IN ALL FIREPLACES:

- THE FIREPIT IS DUG OUT DEEPLY, ROOTS ARE REMOVED, IT'S LINED AND RINGED WITH ROCKS
- THERE IS A RING OF BARE SOIL WITH NO GRASS OR LEAVES AROUND THE PIT.
- A SHOVEL AND A BUCKET OF WATER IS CLOSE AT ALL TIMES, THE FIRE IS SMALL (ESP. IN FOREST)
- THERE ARE NO LIVE EMBERS IN THE ASHES WITHOUT SOMEONE WATCHING (O.K. INSIDE TENTS)

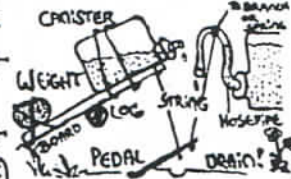
IT'S GOOD FOR FIREPITS TO HAVE A DRAIN SO THEY DON'T TURN INTO PIDDLES IN HEAVY RAIN. WOOD IS ANOTHER ISSUE WHICH VARIES FROM PLACE TO PLACE. FOR SOME STRUCTURES (SWEAT-LEDGES AND TENTS) LIVE TREES ARE NEEDED, CHECK WITH LANDOWNERS/RANGERS IF AND WHERE THIS IS O.K. KEEP IT TO THE MINIMUM, CHOOSE SICK TREES! ONLY DRY WOOD IS GOOD FOR BURNING, KEEP STACKS UNDER TARPS ESP. IN KITCHENS. DEAD TREES WHICH STILL STAND HAVE A CORE OF DRY GOOD WOOD. IN GENERAL, IT'S GOOD TO USE LITTLE WOOD EVEN WHEN IT SEEMS PLENTIFUL. NATURE HAS MANY USES FOR IT. ALWAYS CHECK WOOD FOR INSECTS, GIVE THEM A CHANCE TO ESCAPE. ON DESERT SITES, ALL DEAD WOOD IS VERY IMPORTANT FOR THE ECOSYSTEM; PRIVATE FIRES NEED TO BE BANNED COMPLETELY AND ALL WOOD FOR COMMUNAL USE HAS TO BE BROUGHT IN. IT MIGHT BE SENSIBLE TO COOK WITH PROPANE AND HAVE ONLY ONE SMALL CENTRAL FIRE. SPREAD LOTS OF WOOD-INFO THROUGH ANNOUNCEMENTS AND INFO-CENTRES!

# SHIT-PITS

13. AND THOU SHALT HAVE A PADDLE ON THY WEAPON; AND IT SHALL BE, WHEN THOU WILT EASE THYSELF ABROAD, THOU SHALT DIG THEREWITH, AND SHALT TURN BACK AND COVER THAT WHICH COMES FROM THEE.

- DEUTERONOMY 23 -

SHITTERS HAVE TO BE CLOSE TO ALL COMMUNAL CENTRES AND CAMPING AREAS, BUT AT THE SAME TIME WATER HAS TO BE AT LEAST 100m AWAY. ANY PLACE WITH REMOTE SEepage-POTENTIAL TO A WATER SOURCE IS NOT SUITABLE. IT'S GOOD WHEN A SHITTER ISN'T UPBIND FROM A KITCHEN, AND OUT AT SIGHT. IT ALSO SHOULDN'T BE VISIBLE FROM A MAIN TRAIL! TAKE INTO ACCOUNT EXPANSION, SHITTERS CAN TURN INTO SHIT-PIT-UNLUGGES THROUGH A GATHERING. HAVE SIGNS FROM TRAILS, USE FLAGS, AND PUT ALL SHITTERS ONTO THE INFO-CENTRE-MAP. WHEN YOU DIG A SHITTER, GET OUT THE TOFF AND SAVE TA FEW METRES AWAY, OTHERWISE IT'LL GET USED FOR COVERING. DEEP, NARROW, SLIGHTLY CONICAL TRENCHES AT LEAST ONE METRE DEEP ARE BEST. KEEP THE SOIL NEXT TO THE PIT IN A PILE. CUT AWAY ALL ROOTS AND GRASS AND MAKE A DIRT/SAND FLOOR FOR THE EDGES. IT'S GOOD TO HAVE SOME LEAVES/SAWDUST/WOODCHIPS NEXT TO THE DIRTPILE TO MIX IN TO HELP THE DECOMPOSITION PROCESS. PROVIDE A LIME/ASHBOX, CLOSABLE CONTAINERS ARE GOOD FOR TOILET PAPER. PROMOTE THE USE OF WATER! SOME PEOPLE GET UPSET IF TOILET PAPER GETS BOUGHT WITH MAGIC-HAT-MONEY. WHEN THE CONTENTS REACH WITHIN 10cm OF GROUNDLEVEL, THE PIT GETS CLOSED WITH TOFF AND A REPLACEMENT NEEDS TO BE DUG. EACH SHITTER NEEDS A HANDWASHING-STATION, IDEALLY PEDAL-OPERATED: IT'S GOOD TO PROVIDE SOAP AND BLEACH IN THE WATER MAKES IT A LOT MORE SANITARY. BOTTLES OF WATER WHICH JUST LIE AROUND ARE NOT VERY HYGIENIC. SHITTERS NEED LOTS OF HOW-TO-USE-SIGNS, BE VERY SPECIFIC WITH INFORMATION, ESPECIALLY THE COVERING-BIT: FIRST USE SOIL SO IT'S ALL COVERED UP, THEN SPRINKLE WITH ASH/LIME TO KEEP INSECTS OFF. ASH MESSAS WITH THE TROGICAL BREATHING-SYSTEM WHEN FLIES WATER OVER IT, THEREFORE IT DOESN'T WORK WHEN IT'S COVERED BY EARTH. ALSO HAVE APPEALS TO RETAIL ASH/LIME/WATER (WHERE? HOW?), TO DIG A NEW PIT WHEN NECESSARY AND NOT TO USE IT TO THE RIM!





# COUNCILING

IDEALLY, COUNCILS HAPPEN IN THE OPEN, AT A SHADY SPOT, IN DAYTIME. ESPECIALLY FOR COUNCILS WHICH MAKE IMPORTANT DECISIONS CONCERNING THE FAMILY, IT IS IMPORTANT TO GIVE NOTICE IN PLENTY OF TIME. USE ANNOUNCEMENTS AT MEALS, IF POSSIBLE NOT JUST ONE DAY IN ADVANCE, AND HAVE A NOTE IN THE INFO-CENTRE. EVERYONE SHOULD BE AWARE OF MAIN TOPIC, LOCATION, TIME AND ALTERNATIVE LOCATION IN CASE OF RAIN ETC. MAKE SURE ESPECIALLY PEOPLE WHO HOLD CONTROVERSIAL VIEWS ON THE SUBJECT KNOW ABOUT IT!

HOLD HANDS AND AUM BEFORE COUNCILING. MAKE SURE THERE ARE INTERPRETERS ON MULTI-LINGUAL GATHERINGS. THE PERSON WHO CALLED THE COUNCIL MIGHT WANT TO OPEN THE DISCUSSION, SOMEONE HAS TO EXPLAIN THE TOPIC AND INFORM ABOUT COUNCIL-PROCEDURE: PASSING THE RESPECT, OPTION TO ADDRESS THE SPEAKER, ACCEPTING OR REFUSING ADDRESSALS (IF YOU ACCEPT AN ADDRESSAL, YOU'LL HAVE TO LISTEN TO ALL OF IT), ASKING FOR CONSENSUS THROUGH SILENCE. RESPECT GOES BOTH WAYS: RESPECTING THE SPEAKER BY NOT INTERRUPTING AND RESPECTING THE LISTENER BY BEING BRIEF AND TO THE POINT. REMIND PEOPLE TO LET GO OF PERSONAL AGENDA AND LET THE HEART SPEAK, TO WATCH THE PROCESS OF A BIGGER WILL MANIFESTING. DON'T ASK FOR ANY CONSENSUS BEFORE THE RESPECT HAS COMPLETED AT LEAST ONE FULL ROUND. SOMETIMES IT IS GOOD TO USE AN ITEM TO MAKE RESPECT VISIBLE SUCH AS STICK OR FEATHER; IDEALLY, YOU DON'T EVEN HAVE TO "PASS RESPECT"... WHEN SOMEONE HAS TO SPEAK - SPEAK... WORKS ONLY IN SMALL, HARMONIOUS CIRCLES, THOUGH. IN VERY BIG COUNCILS, IT CAN MAKE SENSE TO HAVE AN INNER CIRCLE OF SPEAKERS WHO GET UP AND MOVE TO THE OUTSIDE WHEN THEY ARE FINISHED TO MAKE SPACE FOR OTHERS.

CONSENSUS-BLOCKING IS A RESPONSIBILITY. IF YOU HAVE A CONCERN SPEAKING FOR THE WHOLE, IF YOU SEE A CONSENSUS HAPPENING WHICH IS NOT IN THE INTEREST OF THE FAMILY IT IS A DUTY TO BLOCK. IF YOU COME FROM A VERY PERSONAL POINT OF VIEW IT MAY BE GOOD TO STAND BACK AND REEVALUATE YOUR POSITION. BE WILLING TO COMPROMISE. CONSENSUS DOES NOT MEAN THAT EVERYBODY AGREES 100% BUT THAT A SOLUTION IS FOUND WE ALL FEEL COMFORTABLE WITH. THE FAMILY CANNOT BE EXPECTED TO HONOUR IRRESPONSIBLE BLOCKING, ALSO PEOPLE WHO TAKE ADVANTAGE OF RESPECT SOMETIMES NEED TO BE INTERRUPTED IN A RESPECTFUL WAY. SOMETIMES IT CAN BE GOOD TO AGREE ON SOME SORT OF CHAIRMAN WHO REMINDS PEOPLE OF THEIR RESPONSIBILITIES TOWARDS THE COUNCIL.

# SHANTI-SENA

(SANSKRIT: PEACE-PARTY OR PEACE-ARMY)

SHANTI-SENA IS A COUNCIL WHICH TAKES CARE OF SECURITY ISSUES, THAT IS ANY INDIVIDUAL (OR GROUP) ACTING IN WAYS WHICH THREATEN OR HARM OTHERS.

METHODS OF INTERVENTION ARE NONVIOLENT, THERE HAVE BEEN CASES WHERE PEOPLE HAD TO USE ACTUAL PHYSICAL RESTRAINT BUT THIS IS ALWAYS A LAST RESORT.

IN THE STATES SHANTI-SENA IS A LARGE AFFAIR WITH LOTS OF COUNCILS (AND LOTS OF ISSUES) AND PEOPLE WHO DEVOTE MOST OF THEIR TIME TO SHANTI-SENA. IT IS THERE, ALSO, THAT THE SHANTI-SENA-CALL IN CASE OF TROUBLE BRINGS INSTANT HELP. ELSEWHERE MANY PEOPLE DON'T KNOW WHAT IT ACTUALLY MEANS AND WON'T REACT, ALSO THERE ARE NO REGULAR SHANTI-SENA-COUNCILS BUT THEY HAPPEN AS THE NEED FOR THEM ARISES SO SOMETIMES THEY CANNOT GET ANNOUNCED TO MANY PEOPLE; THERE SEEMS TO BE NEED FOR MORE COMMUNICATION. AS GATHERINGS GROW, IT SEEMS VERY RECOMMENDABLE TO ADOPT THE SHANTI-SENA-CONCEPT AND TO MAKE THE SHANTI-SENA-CALL (OR SOME OTHER EASILY RECOGNIZABLE ONE) A WELL KNOWN THING IN CASE OF EMERGENCIES.

MAKE IT CLEAR THAT SHANTI-SENA IS NOT JUST A COUNCIL OF A FEW PEOPLE WHO ARE SOME SORT OF RAINBOW-POLICE. EVERYONE IS PART OF SHANTI-SENA, WE ALL LOOK OUT FOR EACH OTHER AND TAKE RESPONSIBILITY. IN AN ACTUAL SITUATION IMMEDIATE ACTION BY WHOEVER IS PRESENT MAY BE NECESSARY. SPREAD AWARENESS HOW TO ACT → CREATING A CIRCLE, A SPACE WHERE STUFF CAN GET TALKED ABOUT. SOMEONE MIGHT HAVE TO FACILITATE TO ENSURE THAT THIS HAPPENS IN A CALM AND PEACEFUL MANNER. AT NIGHTTIME, IT IS IMPORTANT TO BRING LIGHT!

TO AVOID TROUBLE IN THE FIRST PLACE, PROMOTE CAMPING IN NEIGHBOURHOODS SO IT IS EASIER TO WATCH OUT FOR EACH OTHER (AND FOR EACH OTHERS BELONGINGS)

HOW TO DEAL WITH AN ONGOING SITUATION IN THE LONGER RUN SHOULD GET DECIDED BY A COUNCIL WHICH GETS ANNOUNCED BEFOREHAND. ALWAYS INVITE THE PEOPLE WHO CREATE THE SITUATION, BUT RESPECT REFUSALS - IT IS NOT EASY TO FACE A COUNCIL, AND IT IS QUITE DIFFICULT TO AVOID A TRIBUNAL-LIKE ATMOSPHERE, ANYWAYS.

IT CAN BE NECESSARY TO TAG A PERSON IN THE INTEREST OF ALL, WHICH MEANS THAT HE/SHE HAS PEOPLE ACCOMPANYING HIM/HER AT ALL TIMES, BOTH TO MAKE SURE THAT NO MORE TROUBLE HAPPENS BUT ALSO TO BEAR WITNESS IN CASE SOMETHING GOES ON ELSEWHERE, SO IT CAN BE ALSO IN THE INTEREST OF THE TAGGED PERSON. FREAK-OUTS SOMETIMES NEED AT LEAST ONE PERSON PER ARM AND ASSISTANCE WITH EVERYTHING LIKE EATING OR SKITTING.

IN CASE THERE ARE NO/NOT ENOUGH TAGGING-VOLUNTEERS (YOU NEED A WHOLE GROUP TO ROTATE) OR THE PERSON REFUSES TO BE TAGGED OR IT DOESN'T MAKE SENSE FOR OTHER REASONS, THERE MIGHT BE NO OTHER OPTION THAN TO REMOVE THAT PERSON.

SOMETIMES WE HAVE TO BRING HIM/HER TO A CLINIC OR EVEN THE POLICE. (THIS IS ALL WORST-CASE-SCENARIO AND HOPEFULLY NEVER NECESSARY, ALTHOUGH IT HAS BEEN.)

SHANTI-SENA ISN'T COURT. YOU DON'T JUDGE, YOU DON'T DECIDE WHO'S WRONG OR RIGHT BUT WHAT TO DO IN A GIVEN SITUATION TO KEEP PEACE AND MAKE EVERYONE FEEL SAFE. TO TAG OR REMOVE A PERSON DOESN'T MEAN THAT THAT PERSON IS GUILTY OR WRONG BUT THAT IT IS IN THE INTEREST OF THE WHOLE FAMILY TO DO SO.

ALWAYS TRY TO PROVIDE HEALING, LOVE IS THE ONLY ANSWER. OFFER SMALL SETTINGS FOR CONFLICT-RESOLUTION AND PERSONAL HEALING, COUNSELING INSTEAD OF COUNCILING. IN GENERAL, PEOPLE WITH EXPERIENCE IN THESE FIELDS SHOW UP AT SHANTI-SENA-COUNCILS.

। ॐ शान्ति शान्ति शान्ति ।





# CLEAN-UP

IT'S GOOD TO START THINKING ABOUT CLEAN-UP EARLY. AT LEAST A FEW DAYS BEFORE THE "OFFICIAL" END OF A GATHERING, ANNOUNCEMENTS ARE NEEDED AT EVERY MEAL TO LET EVERYONE KNOW WHAT TO DO BEFORE THEY LEAVE:

- TAKE OUT ALL RUBBISH, TRY TO TAKE MORE THAN YOU BROUGHT IN, DON'T TAKE IT TO THE NEAREST TOWN AND SMOGULATE THEIR GARBAGE-DISPOSAL, TRY TO BRING IT AS FAR AWAY AS POSSIBLE.
- DISMANTLE YOUR FIREPIT, FILL IN YOUR COMPOST PIT, FILL IN THE SHITPIT IN YOUR NEIGHBOURHOOD IF YOU'RE THE LAST CAMP IN THAT AREA.
- SCATTER BRANCHES, ROCKS, LEAVES, COVER BARE SPOTS: DISAPPEAR YOUR CAMPSITE!
- CONTRIBUTE TO THE COMMUNAL CLEAN-UP.

A CLEAN-UP-COUNCIL TO COORDINATE THE EFFORTS IN THE BIGGER PICTURE IS ESSENTIAL. LACK OF COMMUNICATION CAN MAKE CLEAN-UP VERY CHAOTIC. WHICH STRUCTURES ARE STILL NEEDED, WHEN DOES COMMUNAL EQUIPMENT (OR EQUIPMENT WHICH GETS USED COMMUNALLY) DISAPPEAR? IT'S NICE WHEN PEOPLE WHO OWN STUFF WHICH IS IMPORTANT CONTACT WITH THE COUNCIL AND TELL EVERYONE WHEN THEY WANT TO TAKE THEIR THINGS SO THE CLEAN-UP-CREW DOESN'T SUDDENLY STAND IN THE RAIN (LITERALLY...)

ESPECIALLY AFTER BIG GATHERINGS, IT'S GOOD TO GRADUALLY LEAVE HEAVILY IMPACTED AREAS LIKE MAIN CIRCLE, MAIN KITCHENS AND MAIN TRAILS. EVERYONE LEFT ON SITE SHOULD MOVE OUT OF THESE AREAS, FOCUSPOINT CAN BE THE WELCOME-CENTRE OR SOME OTHER SPOT CLOSE TO THE ROAD. DISMANTLE THE OLD KITCHEN(S), BUILD A NEW ONE FOR CLEAN-UP OR EXPAND THE WELCOME-CENTRE. START CLEANING AT THE FAR END OF THE SITE AND MOVE TOWARDS THE CLEAN-UP-CAMP, DISAPPEARING PATHS IN THE PROCESS. HEAVILY IMPACTED PATHS, ALL BARE SPOTS NEED BREAKING UP AND RESEEDING. IN CATTLE-COUNTRY ALL VISIBLE PATHS NEED TO BE OBSTRUCTED BECAUSE THE COWS WILL KEEP USING THEM. ESPECIALLY TRAILS ON SLOPES / RIDERBANKS ARE TRICKY, SOMETIMES A LOT OF SOIL NEEDS MOVING TO PREVENT EROSION (THINK HEAVY RAINS!). MAKE SURE EVERYTHING AT THE END OF A PATH IS CLEAR BEFORE THE PATH DISAPPEARS! PLANT SOME NATIVE TREES.

CREATE A GARBAGE-PICK-UP-POINT OR EXPAND THE EXISTING RECYCLING-CENTRE. IT'S GOOD TO START MOVING GARBAGE TO THE PARKING-LOT EARLY SO PEOPLE CAN TAKE SOME WHEN THEY LEAVE. HAVE STUFF MARKED CLEARLY, ALREADY DURING THE GATHERING IT'S GOOD TO HAVE A CREW KEEP AN EYE ON THE RECYCLING-CENTRE SO EVERYTHING GETS SEPARATED ONLY ONCE. IN THE U.S., STUFF GET'S COLOUR-CODED: RED-METAL AND ALUMINUM (?); ORANGE-GLASS; YELLOW-BURNABLES; GREEN-COMPOST; BLUE-PLASTIC; INDIGO-LOST AND FOUND; VIOLET-FREEBOX.

→ GET GARBAGE-BAGS IN TIME!!

IF POSSIBLE, GET SOME SORT OF RECORD THAT YOU DID A GOOD JOB CLEANING UP, MAYBE FROM LANDOWNERS OR RANGERS. THINGS LIKE THIS CAN BE HELPFUL TO GET PERMITS / CONVINCE LANDOWNERS FOR FUTURE EVENTS. COLLECT ARTICLES FROM NEWSPAPERS, TOO.